

534237-8 ✓ ACTIVE

AMPMODU | AMPMODU IV/V


TE Internal #: 534237-8

PCB Mount Receptacle, Vertical, Board-to-Board, 10 Position, 2.54 mm [.1 in] Centerline, Gold, Through Hole - Solder, Signal, Black, AMPMODU IV/V

[View on TE.com >](#)



Connectors > PCB Connectors > PCB Headers & Receptacles



PCB Connector Assembly Type: **PCB Mount Receptacle**

PCB Mount Orientation: **Vertical**

Connector System: **Board-to-Board**

Number of Positions: **10**

Number of Rows: **1**

Features

Product Type Features

| | |
|-----------------------------------|-----------------------|
| Applied Pressure | Standard |
| PCB Connector Assembly Type | PCB Mount Receptacle |
| Connector System | Board-to-Board |
| Sealable | No |
| Connector & Contact Terminates To | Printed Circuit Board |

Configuration Features

| | |
|------------------------------|----------|
| Stackable | Yes |
| PCB Mount Orientation | Vertical |
| Number of Positions | 10 |
| Number of Rows | 1 |
| Board-to-Board Configuration | Parallel |

Electrical Characteristics

| | |
|-----------------------|---------|
| Insulation Resistance | 5000 MΩ |
| Operating Voltage | 333 VAC |

Body Features

| | |
|-----------------------|----------|
| Connector Profile | Standard |
| Primary Product Color | Black |

Contact Features



| | |
|--|----------------------|
| Contact Layout | Inline |
| Contact Protection Type | Closed Entry Housing |
| Mating Square Post Dimension | .64 mm[.025 in] |
| | 150 μin |
| Contact Shape & Form | Square |
| PCB Contact Termination Area Plating Material | Tin-Lead |
| Contact Base Material | Phosphor Bronze |
| Contact Mating Area Plating Material | Gold |
| Contact Mating Area Plating Material Thickness | .762 μm[30 μin] |
| Contact Type | Socket |
| Contact Current Rating (Max) | 2 A |

Termination Features

| | |
|---|-----------------------|
| Rectangular Termination Post & Tail Thickness | .2 mm[.008 in] |
| Rectangular Termination Post & Tail Width | .69 mm[.027 in] |
| Termination Post & Tail Length | 2.92 mm[.115 in] |
| Termination Method to Printed Circuit Board | Through Hole - Solder |

Mechanical Attachment

| | |
|-------------------------|-------------|
| Mating Alignment | Without |
| PCB Mount Retention | Without |
| PCB Mount Alignment | Without |
| Connector Mounting Type | Board Mount |

Housing Features

| | |
|-----------------------|----------------|
| Mating Entry Location | Top |
| Centerline (Pitch) | 2.54 mm[.1 in] |
| Housing Material | Polyester - GF |

Dimensions

| | |
|-----------------------------|------------------------------|
| Connector Height | 3.56 mm[.14 in] |
| Row-to-Row Spacing | 2.54 mm[.1 in] |
| Stack Height | 10.92 mm[.43 in] |
| PCB Thickness (Recommended) | 1.4 – 2.4 mm[.055 – .094 in] |

Usage Conditions

| | |
|----------------------------|----------|
| Housing Temperature Rating | Standard |
|----------------------------|----------|



Operating Temperature Range -65 – 105 °C[-85 – 221 °F]

Operation/Application

| | |
|------------------------|----------------|
| Solder Process Feature | Board Standoff |
| Circuit Application | Signal |

Industry Standards

| | |
|------------------------|-----------------------|
| Approved Standards | CSA LR7189, UL E28476 |
| UL Flammability Rating | UL 94V-0 |

Packaging Features

| | |
|--------------------|-----------|
| Packaging Quantity | 22 |
| Packaging Type | Box, Tube |

Product Compliance

[For compliance documentation, visit the product page on TE.com>](#)

| | |
|---|---|
| EU RoHS Directive 2011/65/EU | Not Compliant |
| EU ELV Directive 2000/53/EC | Compliant with Exemptions |
| China RoHS 2 Directive MIIT Order No 32, 2016 | Restricted Materials Above Threshold |
| EU REACH Regulation (EC) No. 1907/2006 | Current ECHA Candidate List: JUNE 2022 (224) Candidate List Declared Against: JUNE 2022 (224) SVHC > Threshold: Pb (13% in Component Part) Article Safe Usage Statements: Do not eat, drink or smoke when using this product. Wash thoroughly after handling. Recycle if possible and dispose of the article by following all applicable governmental regulations relevant to your geographic location. |
| Halogen Content | Not Low Halogen - contains Br or Cl > 900 ppm. |
| Solder Process Capability | Wave solder capable to 240°C |

Product Compliance Disclaimer

This information is provided based on reasonable inquiry of our suppliers and represents our current actual knowledge based on the information they provided. This information is subject to change. The part numbers that TE has identified as EU RoHS compliant have a maximum concentration of 0.1% by weight in homogenous materials for lead, hexavalent chromium, mercury, PBB, PBDE, DBP, BBP, DEHP, DIBP, and 0.01% for cadmium, or qualify for an exemption to these limits as defined in the Annexes of Directive 2011/65/EU (RoHS2). Finished electrical and electronic equipment products will be CE marked as required by Directive 2011/65/EU. Components may not be CE marked. Additionally, the part numbers that TE has identified as EU ELV compliant have a maximum concentration of 0.1% by weight in homogenous materials for lead, hexavalent chromium, and mercury, and 0.01% for cadmium, or qualify for an exemption to these limits as defined in the Annexes of Directive 2000/53/EC (ELV). Regarding the REACH Regulation, the information TE provides on SVHC in articles for this part number is based on the latest European Chemicals Agency (ECHA) 'Guidance on requirements for substances in articles' posted at this URL: <https://echa.europa.eu/guidance-documents/guidance-on-reach>

Compatible Parts



TE Part # 86286-1
KEYING PLUG



TE Part # 6-102974-0
10 MODII HD SRRA B/A .100CL,LF



TE Part # 104344-8
10 MODII HDR SRST B/A W/HD




TE Part # 104426-8
10 MODII HDR SRST B/A W/HD




TE Part # 147336-3
10 MODII HDR SRST B/A .100CL


Also in the Series | AMPMODU IV/V




Automotive Housings(2)



Backplane Connector Housings(1)



Board-to-Board Connector Contacts(6)



Insertion & Extraction Tools(4)



PCB Connector Covers(18)




PCB Connector Keying(6)




PCB Connector Mounting(1)



PCB Connector Strain Relief(3)




PCB Headers & Receptacles(939)



PCB Latches, Locks & Retainers(7)



Rectangular Connector Housings(5)



Standard Rectangular Connectors(8)

Wire-to-Board Connector Assemblies
& Housings(467)Wire-to-Board Connector Contacts
(326)

Documents

Product Drawings

[10 MODII VRT SR CE 100/115](#)

English

CAD Files

Customer View Model

[ENG_CVM_CVM_534237-8_S.2d_dxf.zip](#)

English

3D PDF

3D

Customer View Model

[ENG_CVM_CVM_534237-8_S.3d_igs.zip](#)

English

Customer View Model

[ENG_CVM_CVM_534237-8_S.3d_stp.zip](#)

English

By downloading the CAD file I accept and agree to the [Terms and Conditions](#) of use.

Product Specifications

[Application Specification](#)

English